



ELC 4351:
Digital Signal
Processing

Prof. Leon
(Liang) Dong

Introduction

Classification
of Signals

The Concept
of Frequency

Analog-to-
Digital and
Digital-to-
Analog
Conversion

ELC 4351: Digital Signal Processing

Prof. Leon (Liang) Dong

Department of Electrical and Computer Engineering
Baylor University

liang_dong@baylor.edu



Outline

ELC 4351:
Digital Signal
Processing

Prof. Leon
(Liang) Dong

Introduction

Classification
of Signals

The Concept
of Frequency

Analog-to-
Digital and
Digital-to-
Analog
Conversion

- 1 Introduction
- 2 Classification of Signals
- 3 The Concept of Frequency
- 4 Analog-to-Digital and Digital-to-Analog Conversion



Introduction

ELC 4351:
Digital Signal
Processing

Prof. Leon
(Liang) Dong

Introduction

Classification
of Signals

The Concept
of Frequency

Analog-to-
Digital and
Digital-to-
Analog
Conversion

- Digital hardware: Digital computer and digital signal processor (DSP)
- Software: Programmable operations
- A higher order of precision and robustness against noise, interference, uncertainty, etc.
- Sampling and quantization bring a distortion

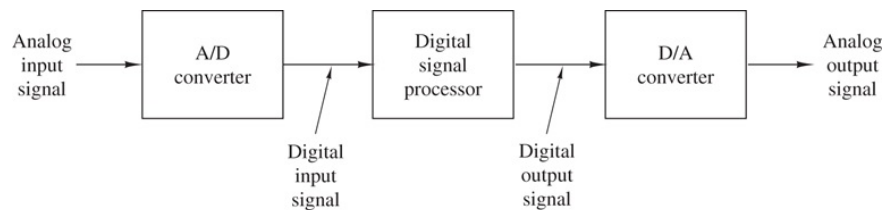


Figure 1.1.3 Block diagram of a digital signal processing system.



Signals, Systems, and Signal Processing

ELC 4351:
Digital Signal
Processing

Prof. Leon
(Liang) Dong

Introduction

Classification
of Signals

The Concept
of Frequency

Analog-to-
Digital and
Digital-to-
Analog
Conversion

A signal is any physical quantity that varies with time, space, or any other independent variable or variables.

$$s_1(t) = 5t$$

$$s_2(t) = A \cos(2\pi f_c t + \theta)$$

$$s_3(x, y) = 2x + 4xy + 9y$$

$$s_1(nT_s) = 5nT_s, \quad t = nT_s, \quad n = 0, 1, 2, \dots$$

$$s[n] = 5nT_s$$



Signals, Systems, and Signal Processing

ELC 4351:
Digital Signal
Processing

Prof. Leon
(Liang) Dong

Introduction

Classification
of Signals

The Concept
of Frequency

Analog-to-
Digital and
Digital-to-
Analog
Conversion

A system can perform an operation on a signal. Such operation is referred to as signal processing.

$$x(n) \xrightarrow{F} y(n)$$

$$y(n) = F(x(n))$$

The system is characterized by the type of operation that it performs on the signal. For example, if the operation is linear, the system is called linear.

$$y(n) = \frac{1}{3}[x(n) + x(n-1) + x(n-2)]$$



Classification of Signals

ELC 4351:
Digital Signal
Processing

Prof. Leon
(Liang) Dong

Introduction

Classification
of Signals

The Concept
of Frequency

Analog-to-
Digital and
Digital-to-
Analog
Conversion

- 1 Multichannel and multidimensional signals
- 2 Continuous-time vs. discrete-time signals
- 3 Continuous-valued vs. discrete-valued signals

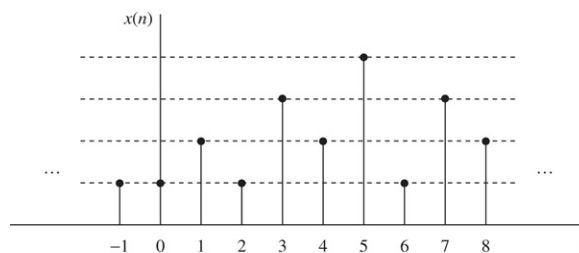


Figure 1.2.5 Digital signal with four different amplitude values.

- 4 Deterministic vs. random signals



The Concept of Frequency

ELC 4351:
Digital Signal
Processing

Prof. Leon
(Liang) Dong

Introduction

Classification
of Signals

The Concept
of Frequency

Analog-to-
Digital and
Digital-to-
Analog
Conversion

- The concept of frequency is directly related to the concept of time. It has the dimension of inverse time.



The Concept of Frequency

ELC 4351:
Digital Signal
Processing

Prof. Leon
(Liang) Dong

Introduction

Classification
of Signals

The Concept
of Frequency

Analog-to-
Digital and
Digital-to-
Analog
Conversion

Continuous-Time Sinusoidal Signals

$$x_a(t) = A \cos(\Omega t + \theta), \quad -\infty < t < \infty$$

A is the amplitude of the sinusoid, Ω is the frequency in radians per second (rad/s), and θ is the phase in radians.

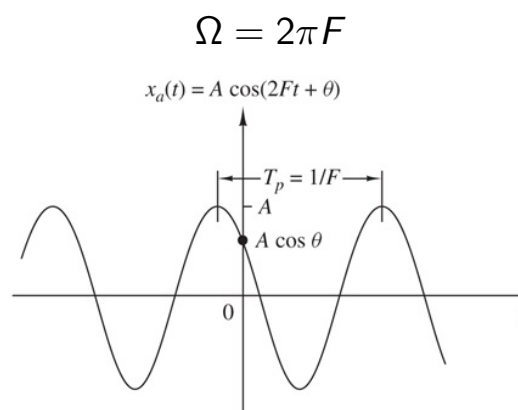


Figure 1.3.1 Example of an analog sinusoidal signal.



Continuous-Time Sinusoidal Signals

ELC 4351:
Digital Signal
Processing

Prof. Leon
(Liang) Dong

Introduction

Classification
of Signals

The Concept
of Frequency

Analog-to-
Digital and
Digital-to-
Analog
Conversion

$x_a(t)$ is periodic with fundamental period $T_p = 1/F$.

$$x_a(t + T_p) = x_a(t)$$

Complex Exponential Signals

$$x_a(t) = Ae^{j(\Omega t + \theta)} = A \cos(\Omega t + \theta) + jA \sin(\Omega t + \theta)$$

Q: Why use complex signal representation?

A: Easy to calculate $\frac{d}{dt}x_a(t)$ and $\int x_a(t)dt$.



The Concept of Frequency

ELC 4351:
Digital Signal
Processing

Prof. Leon
(Liang) Dong

Introduction

Classification
of Signals

The Concept
of Frequency

Analog-to-
Digital and
Digital-to-
Analog
Conversion

Discrete-Time Sinusoidal Signals

$$x(n) = A \cos(\omega n + \theta), \quad -\infty < n < \infty$$

n is the sample number, A is the amplitude of the sinusoid, ω is the frequency in radians per sample, and θ is the phase in radians.

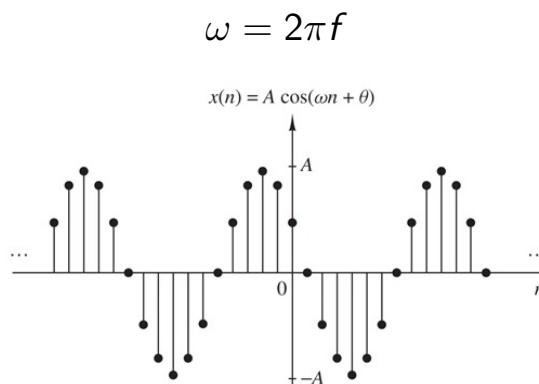


Figure 1.3.3 Example of a discrete-time sinusoidal signal ($\omega = \pi/6$ and $\theta = \pi/3$).



Discrete-Time Sinusoidal Signals

ELC 4351:
Digital Signal
Processing

Prof. Leon
(Liang) Dong

Introduction

Classification
of Signals

The Concept
of Frequency

Analog-to-
Digital and
Digital-to-
Analog
Conversion

- A discrete-time sinusoid is periodic only if its frequency f is a rational number.

$$\cos(2\pi f(N + n) + \theta) = \cos(2\pi fn + \theta)$$

$$\Rightarrow 2\pi fN = 2k\pi \Rightarrow f = \frac{k}{N}$$

- Discrete-time sinusoids whose frequencies are separated by an integer multiple of 2π are identical.

$$\cos(\omega n + \theta) = \cos((\omega + 2\pi)n + \theta)$$



Discrete-Time Sinusoidal Signals

ELC 4351:
Digital Signal
Processing

Prof. Leon
(Liang) Dong

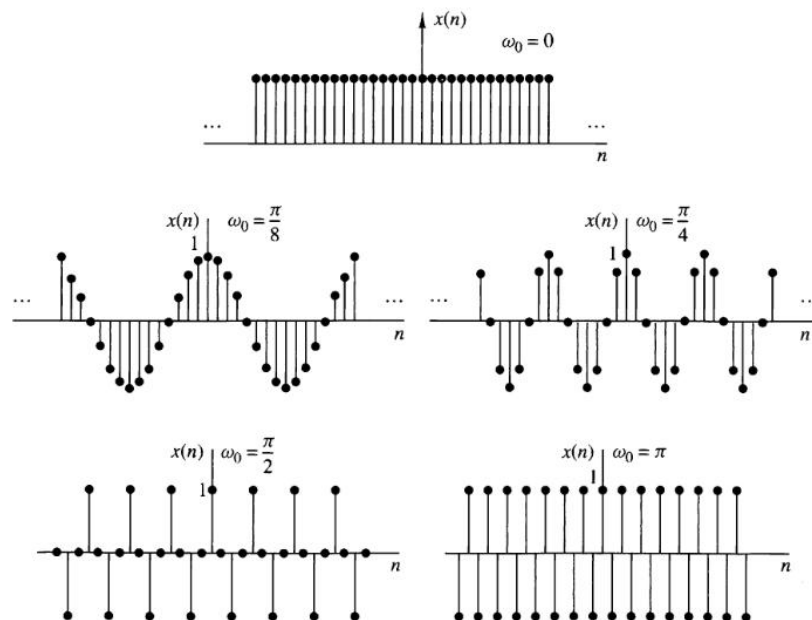
Introduction

Classification
of Signals

The Concept
of Frequency

Analog-to-
Digital and
Digital-to-
Analog
Conversion

- The highest rate of oscillation in a discrete-time sinusoid is attained when $\omega = \pi$ (or $\omega = -\pi$).





Discrete-Time Sinusoidal Signals

ELC 4351:
Digital Signal
Processing

Prof. Leon
(Liang) Dong

Introduction

Classification
of Signals

The Concept
of Frequency

Analog-to-
Digital and
Digital-to-
Analog
Conversion

- The frequencies in any interval $\omega_1 \leq \omega \leq \omega_1 + 2\pi$ constitute all the existing discrete-time sinusoids or complex exponentials.
- The frequency range for discrete-time sinusoids is finite with duration 2π .
- We choose the range $0 \leq \omega \leq 2\pi$ or $-\pi \leq \omega \leq \pi$ as the fundamental range.



Harmonically Related Complex Exponentials

ELC 4351:
Digital Signal
Processing

Prof. Leon
(Liang) Dong

Introduction

Classification
of Signals

The Concept
of Frequency

Analog-to-
Digital and
Digital-to-
Analog
Conversion

- Continuous-time Exponentials

The basic signals:

$$s_k(t) = e^{jk\Omega_0 t} = e^{j2\pi k F_0 t}, \quad k = 0, \pm 1, \pm 2, \dots$$

$T_p = 1/F_0$ is a common period.

A linear combination of harmonically related complex exponentials

$$x_a(t) = \sum_{k=-\infty}^{\infty} c_k s_k(t) = \sum_{k=-\infty}^{\infty} c_k e^{jk\Omega_0 t}$$

where $c_k, k = 0, \pm 1, \pm 2, \dots$ are arbitrary complex constants.



Harmonically Related Complex Exponentials

ELC 4351:
Digital Signal
Processing

Prof. Leon
(Liang) Dong

Introduction

Classification
of Signals

The Concept
of Frequency

Analog-to-
Digital and
Digital-to-
Analog
Conversion

$$x_a(t) = \sum_{k=-\infty}^{\infty} c_k s_k(t) = \sum_{k=-\infty}^{\infty} c_k e^{jk\Omega_0 t}$$

- Fourier series expansion for $x_a(t)$.
- The signal $x_a(t)$ is periodic with fundamental period $T_p = 1/F_0$.
- $\{c_k\}$ are the Fourier series coefficients.
- s_k is the k th harmonic of $x_a(t)$.



Harmonically Related Complex Exponentials

ELC 4351:
Digital Signal
Processing

Prof. Leon
(Liang) Dong

Introduction

Classification
of Signals

The Concept
of Frequency

Analog-to-
Digital and
Digital-to-
Analog
Conversion

- Discrete-time Exponentials

The basic signals:

$$s_k(n) = e^{j2\pi k f_0 n}, \quad k = 0, \pm 1, \pm 2, \dots$$

We choose $f_0 = 1/N$.

$$s_k(n) = e^{j2\pi kn/N}, \quad k = 0, 1, 2, \dots, N-1$$

$$s_{k+N}(n) = e^{j2\pi n(k+N)/N} = e^{j2\pi n} s_k(n) = s_k(n)$$



Harmonically Related Complex Exponentials

ELC 4351:
Digital Signal
Processing

Prof. Leon
(Liang) Dong

Introduction

Classification
of Signals

The Concept
of Frequency

Analog-to-
Digital and
Digital-to-
Analog
Conversion

A linear combination of harmonically related complex exponentials

$$x(n) = \sum_{k=0}^{N-1} c_k s_k(n) = \sum_{k=0}^{N-1} c_k e^{j2\pi kn/N}$$

where c_k , $k = 0, 1, 2, \dots, N - 1$ are arbitrary complex constants.

- Fourier series expansion for discrete-time sequence $x(n)$.
- The signal $x(n)$ is periodic with fundamental period N .
- $\{c_k\}$ are the Fourier series coefficients.
- s_k is the k th harmonic of $x(n)$.



Analog-to-Digital (A/D) Converter

ELC 4351:
Digital Signal
Processing

Prof. Leon
(Liang) Dong

Introduction

Classification
of Signals

The Concept
of Frequency

Analog-to-
Digital and
Digital-to-
Analog
Conversion

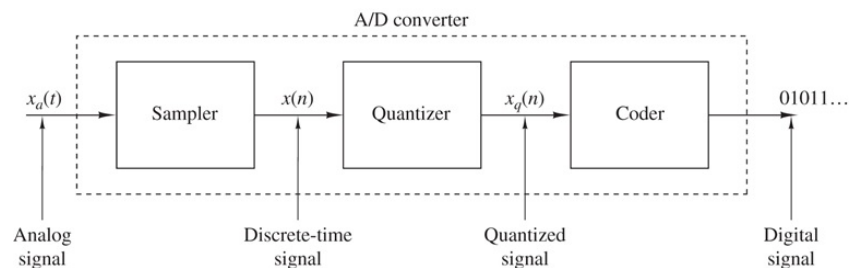


Figure 1.4.1 Basic parts of an analog-to-digital (A/D) converter.

- 1 Sampling: Conversion of a continuous-time signal into a discrete-time signal
- 2 Quantization: Conversion of a continuous-valued signal into a discrete-valued signal
- 3 Coding: Each discrete-valued sample is represented by a b -bit binary sequence